

Double Cantilever Beam Abaqus Example

Recognizing the quirk ways to acquire this ebook **double cantilever beam abaqus example** is additionally useful. You have remained in right site to start getting this info. get the double cantilever beam abaqus example partner that we provide here and check out the link.

You could buy lead double cantilever beam abaqus example or acquire it as soon as feasible. You could quickly download this double cantilever beam abaqus example after getting deal. So, past you require the book swiftly, you can straight acquire it. It's fittingly completely easy and for that reason fats, isn't it? You have to favor to in this expose

Better to search instead for a particular book title, author, or synopsis. The Advanced Search lets you narrow the results by language and file extension (e.g. PDF, EPUB, MOBI, DOC, etc).

Double Cantilever Beam Abaqus Example

This example shows the effect of multiple base motions on a double cantilever. ... Abaqus automatically increases the number of eigenfrequencies to keep the number of relevant frequencies constant. However, the eigenmode range used for the modal damping must be extended by the user. ... Double cantilever beam. Figure 2. Base acceleration record.

Double cantilever subjected to multiple base motions

The double cantilever beam has a span of 508 mm (20 in), with a rectangular cross-section 25.4 mm (1 in) wide by 3.175 mm (0.125 in) deep. The material is linear elastic, with a Young's modulus of 206.8 GPa (30 v 10 6 lb/in 2) and a density of 2710.42 kg/m 3 (2.5362 v 10 -4 lb-s 2 /in 4).Five elements of type B23 (cubic interpolation, beam in a plane) are used to model half the beam.

1.3.2 Double cantilever elastic beam under point load

Double Cantilever Beam Test. ... Abaqus/Standard offers a set of stabilization mechanisms to handle nonlinear problems by allowing the user to specify a number of solution control parameters such as number of equilibrium iterations ... For example, Fig. 23.9 shows the effect of the normalized pullout model parameter, P a /G IC h.

Double Cantilever Beam Test - an overview | ScienceDirect ...

This video shows static analysis of a cantilever beam in abaqus.This video is basically abaqus tutorials for beginners,which shows modeling a part in abaqus,...

Abaqus Tutorials For Beginners- Analysis of a cantilever ...

The script then creates a new model that will contain the cantilever beam example and creates a new viewport in which to display the model and the results of the analysis. For a description of the commands used in this section, see the appropriate sections in the ABAQUS Scripting Reference Manual .

7.1 Reproducing the cantilever beam tutorial

I am trying to model DCB (Double Cantilever Beam) test in ABAQUS for Mode 1 fracture using cohesive element, but the model does not run. Actually there is a sample model in ABAQUS that you may ...

DCB (Double Cantilever Beam) test in ABAQUS for Mode 1 ...

i need to perform a double cantilever beam analysis on Abaqus to simulate the MODE I debonding in a carbon fibre composite. Anyone have some text about the procedure that i can follow on Abaqus? The major problems for me are the definition of cohesive elements on abaqus and how i can connect this elements to the laminas.

Double cantilever beam DCB FEM analysis on Abaqus with ...

Calculation Example – Frame analysis – Uniform Load Calculation Example – Find the Center of Gravity (Surface) Calculation Example – Design bolted connection of tension plates (EC3) Calculation Example – Cantilever Beam, Temperature change Calculation Example – Undamped free Vibration (Part A).




Calculation Example - Cantilever Beam ...

The following section leads you through the ABAQUS/CAE modeling process by visiting each of the modules and showing you the basic steps to create and analyze a simple model. To illustrate each of the steps, you will first create a model of a steel cantilever beam and load its top surface (see Figure 2–1). Figure 2–1 A loaded cantilever beam.

2. A tutorial: Creating and analyzing a simple model

Debonding behavior of a double cantilever beam. Debonding behavior of a double cantilever beam.




Debonding behavior of a double cantilever beam - YouTube

The double cantilever beam in this example has a span of 9.0 in (228.6 mm) with a rectangular cross-section of 1.0 in (25.4 mm) wide  0.4 in (10.2 mm) deep, as shown in Figure 1.4.71. Boundary conditions and loading One end of the beam is fixed, and the displacements are applied at the other end, as shown in Figure 1.4.71.

p1: Debonding behavior of a double cantilever beam

hi, I am trying to simulate the debonding of a double cantilever beam specimen in abaqus..I have modelled the adhesive and used tie constrain to simulate bonding..i kept increasing the load as well..but I am unable to figure out how to initiate the debonding..i have left the first 20 nodes of the model without the tie constrain to initiate the crack..please help me on this..thank you

Double cantilever beam (VCCT) - DASSAULT: ABAQUS FEA ...

The double cantilever beam in this example has a span of 9.0 in (228.6 mm) with a rectangular cross-section of 1.0 in (25.4 mm) wide  0.4 in (10.2 mm) deep, as shown in Figure 1.4.71. Boundary conditions and loading One end of the beam is fixed, and the displacements are applied at the other end, as shown in Figure 1.4.71.

Debonding behavior of a double cantilever beam | MechDocs Blog

area of a plate.For deb nding behavior of Double cantilever beam after attain in g a displace ment load of 0.16 the sepearation o f the bottom and to p faces of beam takes

(PDF) Implementation of Cohesive Zone in ABAQUS to ...

For modal analysis, a steel cantilever beam of length 3m, width 0.25m and depth 0.2m is considered. Table 1 represents model dimensions and properties of the material used. It is assumed that crack have uniform depth across the width of the cantilever beam. An open edge crack, perpendicular to the longitudinal axis, is present in the cantilever ...

Modal Analysis of Cracked Cantilever Beam by Finite ...

In this section, you will how model three dimensional double cantilever beam using cohesive element method. Section 4: 2D adhesively bonded DCB (XFEM method) In this section, you will become familiarize with eXtended finite element method (XFEM) to model two dimensional double cantilever beam. Section 5: 2D adhesively bonded ENF (XFEM method)

Adhesive Joints and Composite Material Abaqus Tutorial | Udemy

For the tutorial you will view the undeformed and deformed shapes of the cantilever beam model and create a contour plot. After you select Results in the Model Tree , Abaqus/CAE enters the Visualization module , opens Deform.odb , and displays the undeformed shape of the model, as shown in Figure 1 .

Viewing the results of your analysis

Abaqus/CAE displays an isometric view of the new part, as shown in Figure B–6. To help you orient the cantilever beam during the modeling process, Abaqus/CAE displays a triad in the lower-left corner indicating the orientation of theX-, Y-, and Z-axes. 11. Before you continue the tutorial, save your model in a model databasefile. a.

Appendix B: Creating and Analyzing a Simple Model in ...

This beam deflection calculator will help you determine the maximum beam deflection of simply-supported beams, and cantilever beams carrying simple load configurations.You can choose from a selection of load types that can act on any length of beam you want.

Beam Deflection Calculator

Đăng nhập bằng facebook. Đăng nhập bằng google. Hoặc đăng nhập bằng . Nhớ mật khẩu. Đăng nhập. Quên mật khẩu